

THIS DRAWING IS UNPUBLISHED. RELEASED FOR PUBLICATION
 © COPYRIGHT - By - ALL RIGHTS RESERVED.

LOC	DIST	REVISIONS					
FT	0	P	LTR	DESCRIPTION	DATE	DWN	APVD
			C2	REVISED PER ECO-11-004917	11MAR11	RK	HMR

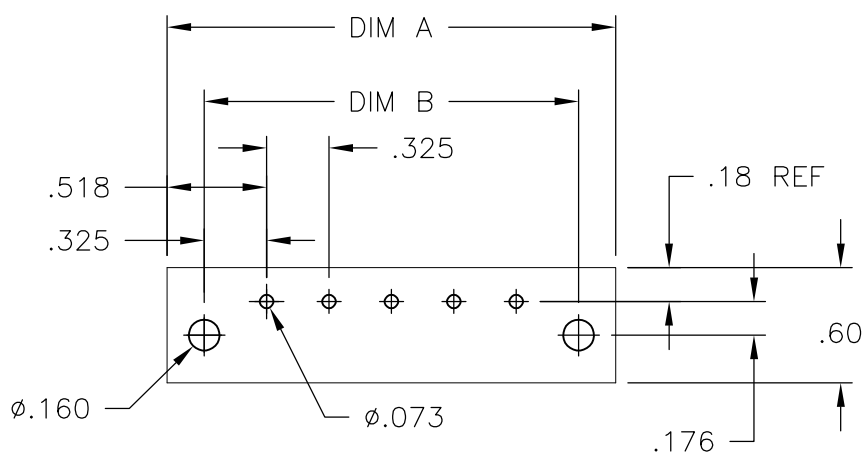
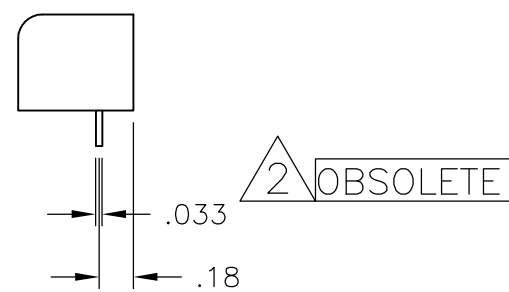
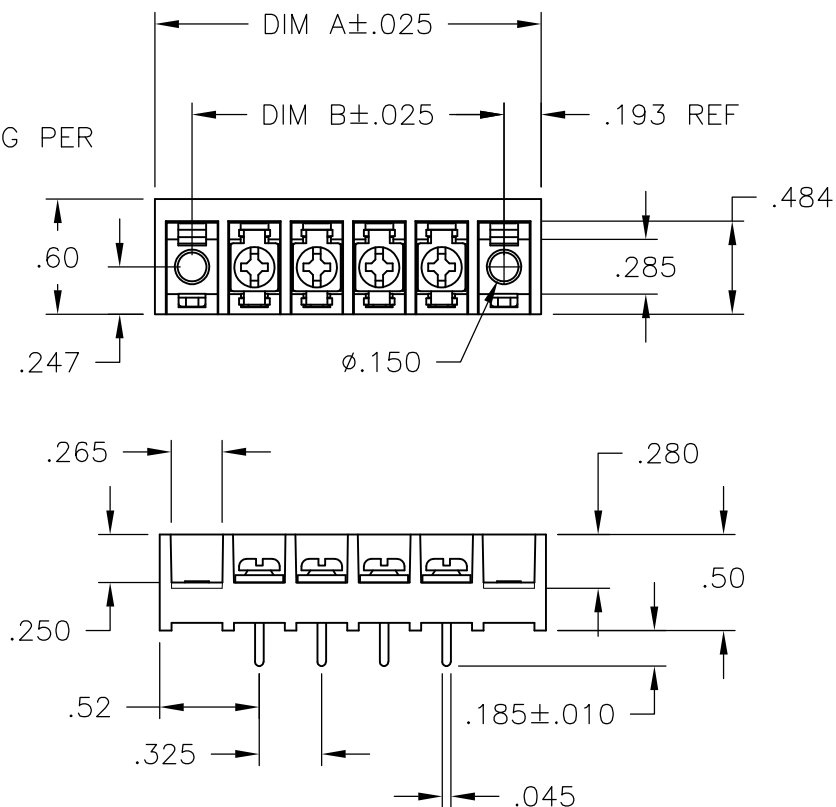
MATERIALS:
 HOUSING: POLYAMIDE, UL94V-0.
 TERMINALS: COPPER ALLOY, TIN PLATED.
 SCREWS: STEEL, ZINC PLATED.

ELECTRICAL:
 RATING: 20A, 150V(300V LIMITED RATING)
 UL & CSA.

MECHANICAL:
 WIRE RANGE: 12-22 AWG.
 MAXIMUM TIGHTENING TORQUE: 7 IN-LB.

1 ALL SCREWS TO BE BOTTOMED

2 OBSOLETE PARTS: OBSOLETE CIS STREAMLINING PER D.RENAUD/D.SINISI



DIM A	DIM B	NO. OF POS.	CATALOG NUMBER	PART NO.
9.811	9.425	28	4PCV-28-008	1-1546939-6
9.486	9.100	27	4PCV-27-008	1-1546939-5
9.161	8.775	26	4PCV-26-008	1-1546939-4
8.836	8.450	25	4PCV-25-008	1-1546939-3
8.511	8.125	24	4PCV-24-008	1-1546939-2
8.186	7.800	23	4PCV-23-008	1-1546939-1
7.861	7.475	22	4PCV-22-008	1-1546939-0
7.536	7.150	21	4PCV-21-008	1546939-9
7.211	6.825	20	4PCV-20-008	1546939-8
6.886	6.500	19	4PCV-19-008	1546939-7
6.561	6.175	18	4PCV-18-008	1546939-6
6.236	5.850	17	4PCV-17-008	1546939-5
5.911	5.525	16	4PCV-16-008	1546939-4
5.586	5.200	15	4PCV-15-008	1546158-7
5.261	4.875	14	4PCV-14-008	1546939-3
4.936	4.550	13	4PCV-13-008	1546939-2
4.611	4.225	12	4PCV-12-008	1546939-1
4.286	3.900	11	4PCV-11-008	1546158-3
3.961	3.575	10	4PCV-10-008	1546158-2
3.636	3.250	9	4PCV-09-008	1546158-1
3.311	2.925	8	4PCV-08-235	9-1546119-9
3.311	2.925	8	4PCV-08-008	9-1437648-3
2.986	2.600	7	4PCV-07-008	9-1546119-8
2.661	2.275	6	4PCV-06-008	8-1437648-1
2.336	1.950	5	4PCV-05-008	7-1437648-5
2.011	1.625	4	4PCV-04-008	6-1437648-8
1.686	1.300	3	4PCV-03-008	6-1437648-2
1.361	.975	2	4PCV-02-008	9-1546119-3

THIS DRAWING IS A CONTROLLED DOCUMENT.		DWN S SCHLEGEL 6/20/06	STE TE Connectivity	
DIMENSIONS: INCHES		CHK S. YODER 6/20/06		
TOLERANCES UNLESS OTHERWISE SPECIFIED:		APVD S. YODER 6/20/06	NAME	
0 PLC ± -		PRODUCT SPEC	4PCV-XX-008 ASSEMBLY	
1 PLC ± -		APPLICATION SPEC	SIZE	RESTRICTED TO
2 PLC ± .01			A3	
3 PLC ± .005		WEIGHT	CAGE CODE	DRAWING NO
4 PLC ± -			00779	C-6-1437648-2
ANGLES ± 1°			SCALE	SHEET
FINISH			NTS	1 OF 1
MATERIAL		CUSTOMER DRAWING		REV C2